



simple

INSTRUCTIONS

1. download + open in adobe reader to customize with your child's name (if desired... or skip to step 2!)

- 2a. print on 8.5" x 11" card stock paper (target carries some in the craft section) using a color printer

- 2b. if you don't have access to a color printer, email the files to yourself or save to a thumbdrive (do we still do that?) and bring to a print or office supply store and ask them to print on card stock

3. cut along the dashed lines and handwrite names if desired


4. tape to baggies, treats or toys + deliver to friends + classmates

XOXO,


RAE
ANN
KELLY

(easy style + playful designs for a happy motherhood)


GLAD YOU'RE in my SCHOOL




STUCK on YOU VALENTINE



GLAD YOU'RE in my SCHOOL



STUCK on YOU VALENTINE



YOU'RE SPECIAL



VALENTINE!



YOU'RE SPECIAL



VALENTINE!

