



simple


## INSTRUCTIONS

1. download + open in adobe reader to customize with your child's name (if desired... or skip to step 2!)
  
- 2a. print on 8.5" x 11" card stock paper (target carries some in the craft section) using a color printer
  
- 2b. if you don't have access to a color printer, email the files to yourself or save to a thumbdrive (do we still do that?) and bring to a print or office supply store and ask them to print on card stock
  
3. cut along the dashed lines and handwrite names if you skipped step #1
  
4. tape to baggies, treats or toys + deliver to friends + classmates


XOXO,

RAE  
ANN  
KELLY

(easy style + playful designs for a happy motherhood)




WILD ABOUT YOU




YOU'RE SO COOL  
IT'S SCARY



HAPPY HEART DAY



WILD ABOUT YOU



YOU'RE SO COOL  
IT'S SCARY



HAPPY HEART DAY

