

A B C D E  
F G H I J K  
L M N  P  
Q R S T U  
V W X Y Z

{valentine}

A B C D E  
F G H I J K  
L M N  P  
Q R S T U  
V W X Y Z

{valentine}

A B C D E  
F G H I J K  
L M N  P  
Q R S T U  
V W X Y Z

{valentine}

A B C D E  
F G H I J K  
L M N  P  
Q R S T U  
V W X Y Z

{valentine}

A B C D E  
F G H I J K  
L M N  P  
Q R S T U  
V W X Y Z

{valentine}

A B C D E  
F G H I J K  
L M N  P  
Q R S T U  
V W X Y Z

{valentine}

A B C D E  
F G H I J K  
L M N  P  
Q R S T U  
V W X Y Z

{valentine}

A B C D E  
F G H I J K  
L M N  P  
Q R S T U  
V W X Y Z

{valentine}

A B C D E  
F G H I J K  
L M N  P  
Q R S T U  
V W X Y Z

{valentine}

valentines by, **RAE ANN KELLY**

print on card stock (there's a back-side too!) or sticker paper. cut along dashed line and package with treats.

[raeannkelly.com](http://raeannkelly.com)

YOU  
ME  
OUI

YOU  
ME  
OUI

YOU  
ME  
OUI

YOU  
ME  
OUI

YOU  
ME  
OUI

YOU  
ME  
OUI

YOU  
ME  
OUI

YOU  
ME  
OUI

YOU  
ME  
OUI




STUCK ON  
➤➤YOU<<<  
VALENTINE




STUCK ON  
➤➤YOU<<<  
VALENTINE




STUCK ON  
➤➤YOU<<<  
VALENTINE



STUCK ON  
➤➤YOU<<<  
VALENTINE



STUCK ON  
➤➤YOU<<<  
VALENTINE



STUCK ON  
➤➤YOU<<<  
VALENTINE



STUCK ON  
➤➤YOU<<<  
VALENTINE



STUCK ON  
➤➤YOU<<<  
VALENTINE



STUCK ON  
➤➤YOU<<<  
VALENTINE

HAPPY  
VALEN  
TINES  
DAY!

HAPPY  
VALEN  
TINES  
DAY!

HAPPY  
VALEN  
TINES  
DAY!

HAPPY  
VALEN  
TINES  
DAY!



HAPPY  
VALEN  
TINES  
DAY!

HAPPY  
VALEN  
TINES  
DAY!

HAPPY  
VALEN  
TINES  
DAY!

HAPPY  
VALEN  
TINES  
DAY!

HAPPY  
VALEN  
TINES  
DAY!





i have my

eyes on you

**VALENTINE**



i have my

eyes on you

**VALENTINE**



i have my

eyes on you

**VALENTINE**



i have my

eyes on you

**VALENTINE**



i have my

eyes on you

**VALENTINE**



i have my

eyes on you

**VALENTINE**



i have my

eyes on you

**VALENTINE**



i have my

eyes on you

**VALENTINE**



i have my

eyes on you

**VALENTINE**



## the BACKSIDE

if you want, after printing the front of your valentines, flip the page over and print the hearts for your child to sign the back!