

X O
O X



X O
O X



X O
O X



X O
O X



X O
O X



X O
O X



X O
O X



X O
O X



X O
O X



valentines by, RAE ANN KELLY

print on card stock (there's a back-side too!) or sticker paper. cut along dashed line and package with treats.

raeannkelly.com



**HAVE A
SUPER
(VALENTINE'S)
DAY!**



**HAVE A
SUPER
(VALENTINE'S)
DAY!**



**HAVE A
SUPER
(VALENTINE'S)
DAY!**



**HAVE A
SUPER
(VALENTINE'S)
DAY!**



**HAVE A
SUPER
(VALENTINE'S)
DAY!**



**HAVE A
SUPER
(VALENTINE'S)
DAY!**



**HAVE A
SUPER
(VALENTINE'S)
DAY!**



**HAVE A
SUPER
(VALENTINE'S)
DAY!**



**HAVE A
SUPER
(VALENTINE'S)
DAY!**

**HOO
RAY**

it's valentine's day

**HOO
RAY**

it's valentine's day

**HOO
RAY**

it's valentine's day

**HOO
RAY**

it's valentine's day

**HOO
RAY**

it's valentine's day

**HOO
RAY**

it's valentine's day

**HOO
RAY**

it's valentine's day

**HOO
RAY**

it's valentine's day

**HOO
RAY**

it's valentine's day

happy



day

happy




day

happy




day

happy




day

happy



day

happy



day

happy



day

happy



day

happy



day



the BACKSIDE

if you want, after printing the front of your valentines, flip
the page over and print the hearts for your child to sign the back!